



Tom Sherrington

If you're thinking 'what can I introduce that's new?', then you're thinking the wrong thing. Instead, find more concrete examples of fewer WalkThrus, across ages and subjects.

You can't just keep adding to the list of 'more WalkThrus'.

Questioning is not a thing; it's many things. Get specific.

SIDE LINES

RESEARCH SUMMARY



Sam Sims

In his work* with Harry Fletcher-Wood, Sam Sims identifies 5 key factors of successful CPD. Here are three.

1

SUSTAINED: FREQUENCY IS KEY NOT TIME SPAN

The consensus view is that PD is effective when it is sustained over time. But what teachers need is repeated practice to change their ingrained habits. So, frequency trumps the length of the time span.

2

PRACTICE BASED: CREATE NEW HABITS

Repeated practice of new techniques in the environment in which they will later be performed is the key to habit change.

3


SUBJECT-SPECIFIC: GENERAL PEDAGOGY FITS ALL SUBJECTS

The intense and frequent practice in classrooms, with specific subjects, was sufficient for teachers to adapt the techniques to various contexts.

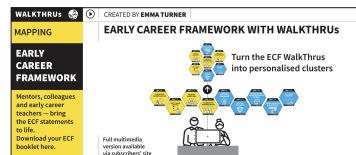
* [HTTPS://IMPROVINGTEACHING.CO.UK/WP-CONTENT/UPLOADS/2020/04/PDREVIEW_APR20REVISION.PDF](https://improvingteaching.co.uk/wp-content/uploads/2020/04/PDREVIEW_APR20REVISION.PDF)

FIND & KNOW THE RESOURCES

Start with the new introductory video: 25 mins. introduction with Tom and Oliver.



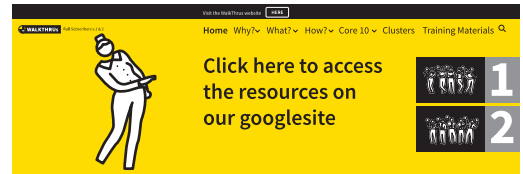
Download the ECF booklet: WalkThrus mapped to ECF, with multimedia hexagons too (see the googlesite).



And access, get to know, and download (when needed) the following resources:

- **Slide decks** | Every WalkThru on Ppt for self-study, launches, team meetings or for coaching.
- **Trainer Notes** | Use with the above slides, supported with ideas for when you present. Gives you great confidence.
- **Webinar Videos** | Revisit any webinar with these videos. Plus others too, such as for the Core 10.
- **Teacher Workbooks** | Create, store and send your notes on any WalkThru. Two formats: Word and Pdf.
- **Teacher Worksheets** | As above but in individual sheets for you to select your own combinations.
- **A|D|A|P|T Notes** | Personalise your WalkThrus with the A|D|A|P|T process. One sheet per WalkThru.

THE GOOGLESITE



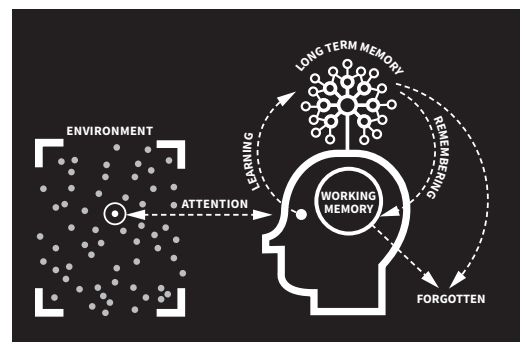
There are, in effect, two members' sites. The site on the left offers you all the resources to download. Above, you see the route to access the parallel googlesite, offering the same resources but, here, in multimedia formats.

Housed in hexagons used for the Cluster Builder, each WalkThru is permanently linked to their respective:

- **Slide decks** | Access the PowerPoint slides at any time.
- **Video** | Watch Tom introduce that particular WalkThru when needed.
- **Teacher Workbooks** | Take notes and adapt your WalkThru as you go along.

REMEMBER THE LEARNING MODEL

While in the midst of discovering and using the resources, don't forget the simple learning model with which to ground the reasoning behind your selection of WalkThrus.



VOLUME

It's not about more but, rather, about fewer — but better, more frequent, more practiced & embedded.

BALANCE

Share focus on choice of WalkThrus between:
Organisation selection
Team focus
Individual aspirations

QUICK START

Use the Core 10 to get going. Even reduce them down to your own Core 5 or 6
Thorough is best.